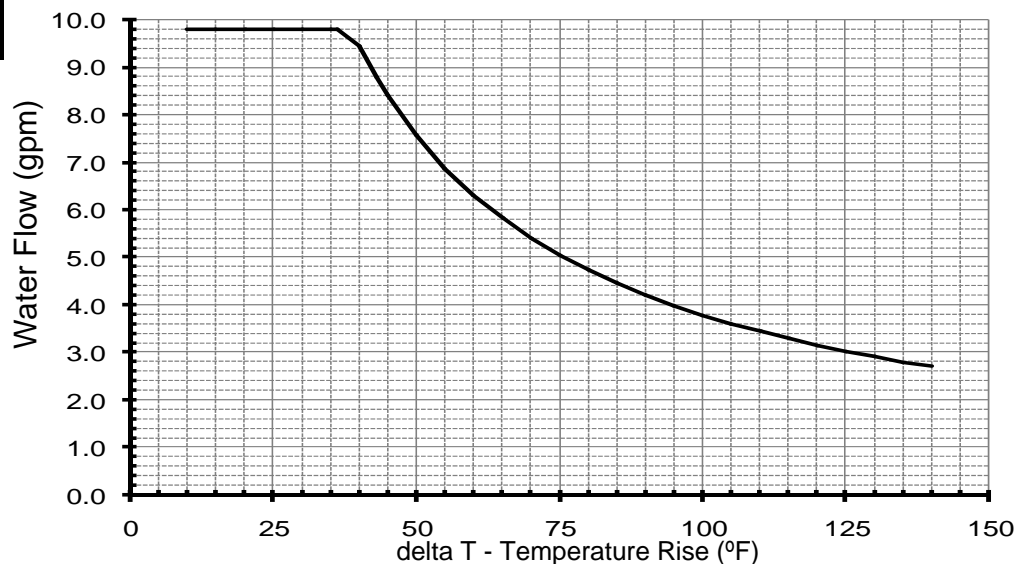


<b>Type of Appliance</b>	Condensing, Tankless, Temperature controlled, continuous flow, gas hot water system, Energy Star Qualified
<b>Rinnai model number</b>	REU-KB3237FFUD-US
<b>Operation / Installation</b>	Forced combustion; indoor only
<b>Minimum/Maximum Gas Rate (Input)</b>	15,200 - 199,000 BTU/h
<b>Electrical</b>	Appliance: AC 120 Volts - 60 Hz Temperature Controller: DC 12 Volts
<b>Electrical Consumption</b>	Normal: 64 w Standby: 2 w Anti-frost protection: 146 w
<b>Ignition System</b>	Direct electronic ignition
<b>Hot Water Capacity</b>	Minimum flow rate: 0.26 GPM Minimum activation flow rate: 0.4 GPM Maximum flow rate: 9.8 GPM
<b>Temperature</b>	98° - 120° F (factory default) Maximum temperature is selectable at 120° F or at 140° F; 98° - 185° F available with the MCC-91-2 controller for commercial and hydronic applications
<b>Temperature (without remote)</b>	120° F (factory default) or 140° F
<b>Approved Gas Types</b>	Natural or Propane (ensure unit matches gas type)
<b>Energy Factor (EF)</b>	Natural Gas: 0.95 Propane: 0.95
<b>Service Connections</b>	Gas supply: 3/4 inch MNPT Cold water inlet: 3/4 inch MNPT Hot water outlet: 3/4 inch MNPT
<b>Isolation &amp; Pressure Relief Valves Included</b>	Heavy duty forged brass Webstone Isolator valves EXP E2, certified to NSF/ANSI 61-8 for potable water
<b>Water Flow Control</b>	Water flow sensor, electronic water control and by-pass control
<b>Minimum/Maximum Water Supply Pressure</b>	15 - 150 PSI (50 PSI or above is recommended for maximum flow)

*Rinnai is continually updating and improving products; therefore, specifications are subject to change without prior notice. Local, state, provincial and federal codes must be adhered to prior to installation.*

**FLOW TABLE**

**Controller**

MC-91-1US (included)  
 Deluxe controller: MC-100V-1US (optional)  
 Bathroom controller: BC-100V-1US (optional)  
 MCC-91-1US (optional; for hydronic and commercial applications)

**Controller Cable**

Non-polarized two-core cable, minimum 22 AWG

**Safety Devices**

- Flame failure - Flame Rod
- Boiling protection
- Combustion fan rpm check
- Over current - glass fuse
- Remaining flame (OHS)
- Thermal fuse
- Automatic frost protection

**Clearances from Combustibles**

\* 24 inches required for serviceability

- Top of heater - 6 inches
- Front of heater - 6 inches \*
- Sides of heater - 2 inches
- Back of heater - 0 inches
- Bottom of heater - 12 inches
- From vent pipe - 0 inches

**Clearances from Non-combustibles**

\* 24 inches required for serviceability

- Top of heater - 2 inches
- Front of heater - 6 inches \*
- Sides of heater - 1/2 inches
- Back of heater - 0 inches
- Bottom of heater - 12 inches
- From vent pipe - 0 inches

**Min. / Max. Gas Supply Pressure**

Natural Gas: min 5" W.C. max 10.5" W.C.  
 Propane Gas: min 8" W.C. max 13.5" W.C.

**Manifold Gas Pressure (inches W.C.)**

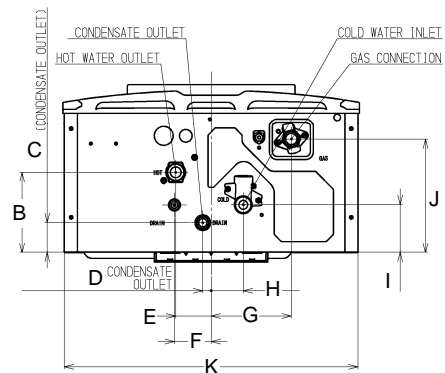

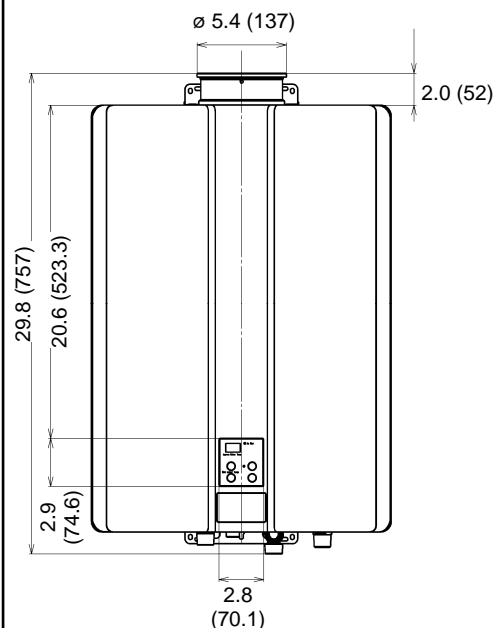
Natural Gas: high fire 3.1" W.C. low fire 0.51" W.C.  
 Propane Gas: high fire 3.7" W.C. low fire 0.52" W.C.

**NOx**

Complies with South Coast Air Quality Management District 14 ng/J or 20 ppm NOx emission levels

**Limited Warranty**

Heat exchanger: 12 years\* for residential, 10 years for residential and space heating, and 5 years\* for commercial; All other parts: 5 years\*; Labor: 1 year;  
 (\* 3 years if used as a circulating water heater within a circulation loop, when the water heater is in series with a circulation system and all circulating water flows through the water heater, and where an aquastat / thermostat, timer, or an on-demand recirculation system is not incorporated.)  
 Refer to the manual for complete warranty information.

**DIMENSIONS****WEIGHT: 70.5 lb (32 kg)**

DIM	Inches (mm)	DIM	Inches (mm)
A (GAS)	1.6 (40.2)	E	2.2 (56.3)
A (COLD)	2.0 (50.2)	F	2.3 (58.3)
A (HOT)	1.6 (41.2)	G	5.0 (127.2)
A (CONDENSATE OUTLET)	0.9 (22.4)	H	2.0 (50)
B	5.0 (127.2)	I	3.0 (76)
C	1.9 (47.8)	J	7.1 (179)
D	0.52 (13.3)	K	18.3 (466)